APPENDIX 2

Mental Health – All Departments Quarter 1 2023/24

Mental Health

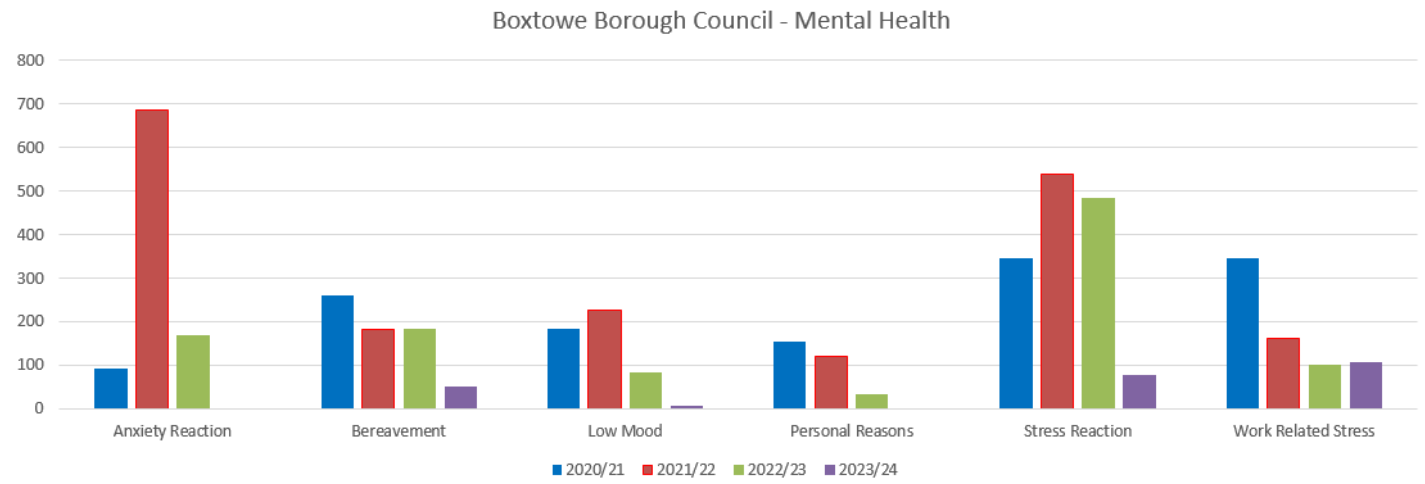

	Anxiety Reaction	Bereavement	Low Mood	Personal Reasons	Stress Reaction	Work Related Stress	Total
2020/21	92	259	185	154	345	347	1382
2021/22	686	182	225	119	539	162	1913
2022/23	170	185	84	32	485	102	1058
2023/24		50	6		79	107	242

Short / Long Term Sickness Combined – All Departments Quarter 1 2023/24

Short/Long Term Sickness

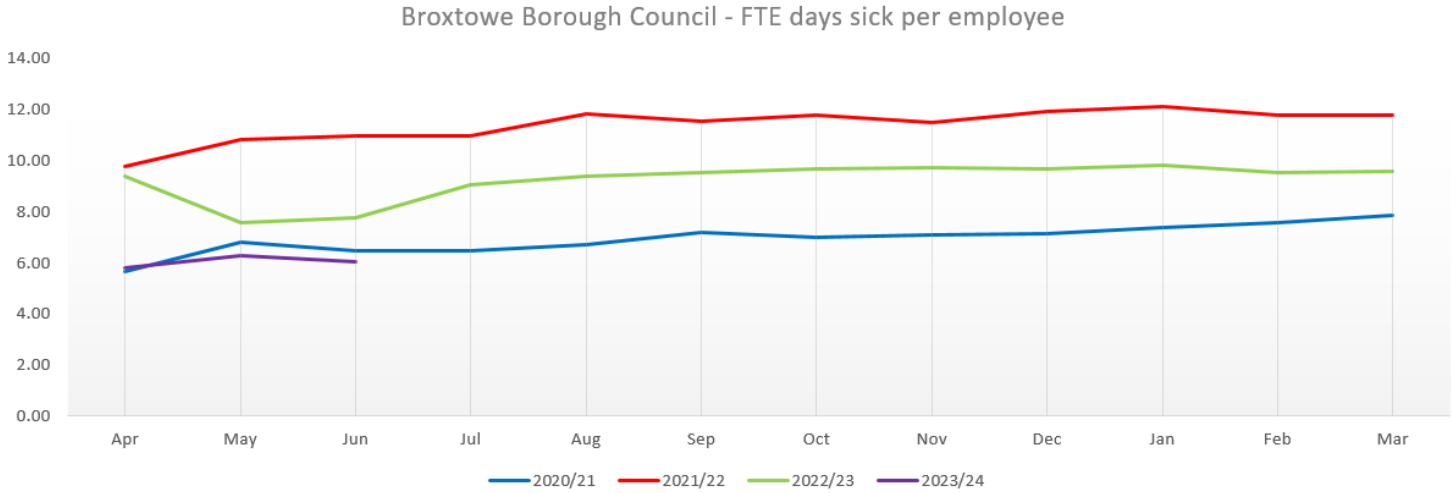

	Apr	May	Jun	Jul	Aug	Sep	Oct	Nov	Dec	Jan	Feb	Mar
2020/21	5.65	6.82	6.48	6.48	6.70	7.20	7.03	7.08	7.13	7.41	7.57	7.89
2021/22	9.79	10.81	10.98	10.96	11.83	11.56	11.81	11.50	11.93	12.12	11.77	11.77
2022/23	9.40	7.57	7.77	9.06	9.41	9.55	9.69	9.74	9.70	9.82	9.56	9.59
2023/24	5.80	6.30	6.06									

Short Term Sickness – All Departments Quarter 1 2023/24

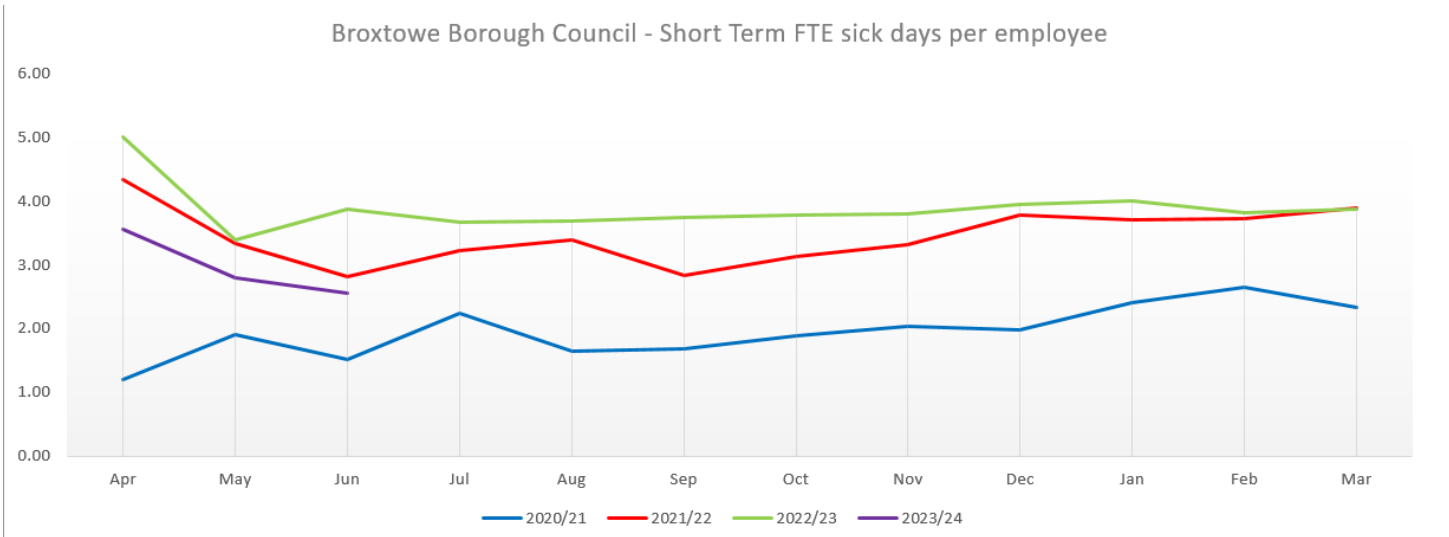

	Apr	May	Jun	Jul	Aug	Sep	Oct	Nov	Dec	Jan	Feb	Mar
2020/21	1.20	1.91	1.52	2.24	1.65	1.68	1.88	2.04	1.98	2.40	2.65	2.33
2021/22	4.33	3.33	2.81	3.22	3.39	2.83	3.14	3.32	3.78	3.70	3.73	3.89
2022/23	5.01	3.4	3.87	3.66	3.69	3.74	3.78	3.8	3.95	4.00	3.81	3.88
2023/24	3.55	2.79	2.56									

Long Term Sickness – All Departments Quarter 1 2023/24

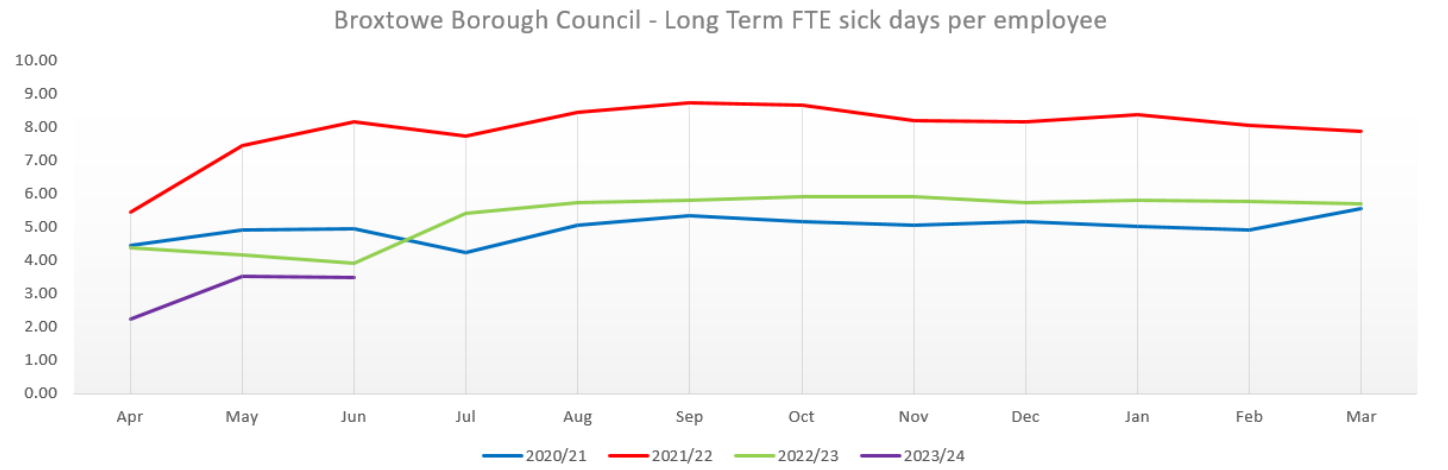

	Apr	May	Jun	Jul	Aug	Sep	Oct	Nov	Dec	Jan	Feb	Mar
2020/21	4.45	4.91	4.96	4.24	5.05	5.36	5.15	5.04	5.15	5.01	4.92	5.56
2021/22	5.46	7.44	8.15	7.74	8.44	8.73	8.67	8.18	8.15	8.38	8.04	7.88
2022/23	4.39	4.17	3.90	5.40	5.72	5.81	5.90	5.93	5.75	5.82	5.76	5.71
2023/24	2.25	3.51	3.49									